

# HLF 4600 MCG


MULTI COFFEE GROUP SERIES  
A COMPLETE REVOLUTION IN THE ESPRESSO  
AND COFFEE MACHINE INDUSTRY



HLF's MULTI COFFEE GROUP SERIES IS A COMPLETE REVOLUTION IN THE ESPRESSO AND COFFEE MACHINE INDUSTRY!

THE MCG SERIES COMBINES INTO ONE UNIT THE BEST FROM THE TRADITIONAL COFFEE MACHINES AND THE EFFICIENT OF THE SUPER-AUTOMATIC MACHINES, ADDING MANY NEVER BEFORE SEEN TECHNOLOGIES.

THE NUMBER 1 INNOVATION IS THE NEW HLF'S BREWER, ABLE TO HOLD UP TO 22 GR. OF COFFEE IN HIS BREWING CHAMBER. WITH THIS UNIQUE MASTERPIECE IS POSSIBLE TO GET ESPRESSO, AMERICANO AND FRESH BREW FROM THE SAME MACHINE.



**HLF**<sup>®</sup>  
ITALIAN DESIGN

WWW.HLF.IT  
WWW.HLF-USA.COM  
WWW.HLF-UK.COM  
WWW.HLF-DE.COM  
WWW.HLF-NORDIC.COM  
WWW.HLF-JAPAN.COM

# HLF 4600 MCG MULTI COFFEE GROUP SERIES

## CLEAN DESIGN.

MODERN DESIGN AND EXCELLENT MATERIALS HAVE BEEN MERGED TOGETHER ON A WONDERFULL AND CLEAN DESIGN TO SIMPLYFY CLEANING OPERATIONS IN PROFESSIONAL EVIROMENTS.



## TOUCH SCREEN.

AMAZING 10,4 INCHES TOUCH SCREEN FOR AN ENDLESS VARIETY OF CUSTOMIZED SELECTION PANEL AND PERSONAL GRAPHICS.




TOUCH SCREEN IS AN UNIQUE INTERACTIVE ITEM THAT INCREASE THE PERFORMANCES AND THE PROFIT OF THE MACHINE.

## CUP RAISER.

PERFECT FOR POURING A SINGLE SHOT OF ESPRESSO, OR A DOUBLE SHOT INTO TWO DEMITASSE CUPS AT THE SAME TIME. ALSO PERFECT FOR A RESTAURANT SIZED CAPPUCCINO CUP.

THE CUP RAISER SIMPLY SWINGS OUT OF THE WAY FOR POURING LARGER DRINKS INTO PAPER CUPS (20 OZ) OR LARGE MUGS.



## STEAM WAND.

NEW STAINLESS STEEL AND POLISHED MATERIALS REDUCE THE AMOUNT OF MILK RESIDUE LEFT BEHIND, MAKING FOR A MORE HYGIENIC SYSTEM. A 'CAPPUCCINATORE' HAS BEEN ADDED TO THE END OF THE WAND TO MAKE THE FROTHING PROCESS EASY AND EFFICIENT FOR THE BEST POSSIBLE FOAM AUTOMATICALLY.

# HLF 4600 MCG MULTI COFFEE GROUP SERIES

## CONTAINERS

N. OF BEANS HOPPER	MAX 2 (600 GR OR OPTIONAL 1 KG)
N. OF POWDER CANISTERS	3 (1 KG EACH) OR 1 (1 KG) + 1 (1.8 KG)
WATER TANK	25 LT (EXTERNAL)
DRIP TRAY	1 LT
INTERNAL GROUNDS DRAWER	40 PUCKS

## TECHNICAL CHARACTERISTICS

MAIN BOILER (CAPACITY / ELEMENT POWER)	950 CC / 1.100W (120V) - 1.700W (230V)
STEAM BOILER TYPE (ELEMENT POWER)	STEAM BOILER (1 X 1.300W)
GRINDER	24 VDC
GRINDER BLADES TYPE	CONICAL (DIAM. 48 MM)
COFFEE GROUP CAPACITY	FROM 8 TO 22 GR AUTOMATIC
WHIPPER SPEED	8.000 / 13.500 / 16.000 RPM

## DISPENSING TIMES

WATER FLOW	18 L / H AT 120V - 36 L / H AT 230V
ESPRESSO (30 ML)	15 SEC. (240 CUPS / H) IN HIGH SPEED MODE
COFFEE (100 ML)	33 SEC. (109 CUPS / H)
CHOCOLATE (125 ML)	15 SEC. (180 CUPS / H)
FRESH MILK CAPPUCCINO (140 ML)	33 SEC. (109 CUPS / H)

## CONNECTIONS

VOLTAGE / TOTAL POWER	(120 VAC - 1.100 W) (220/240 VAC - 1.700 W) 50 / 60 HZ
VOLTAGE / TOTAL POWER OF "F" VERSION	(120 VAC - 2.300 W) (220/240 VAC - 3.000 W)
WATER CONNECTION	3 / 4 GAS

## OPTIONALS

SECOND GRINDER
CUP RAISER
CUSTOMIZED FRONT PANEL
CUP SENSOR
STAINLESS BACK PANEL
CASH BOX
MODEM KIT
TOUCH SCREEN
EXTERNAL GROUNDS DRAWER
STEAM WAND

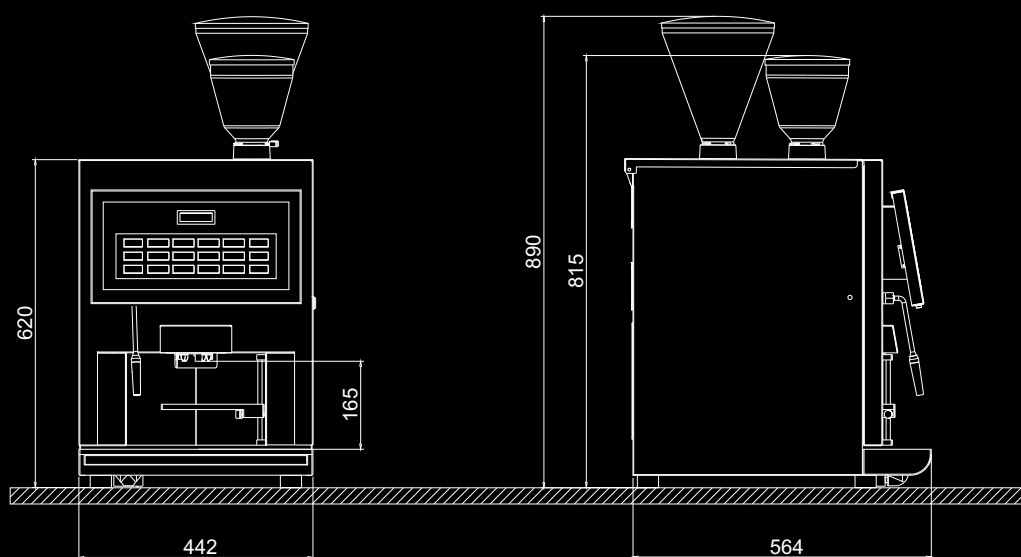
# HLF 4600 MCG MULTI COFFEE GROUP SERIES

## FEATURES

N° OF SELECTIONS	12
N° OF PRESELECTIONS (TYPE)	8 (SHORT / DECAF / STRONG / POWDER MILK / LONG EXTRALONG / AUTOMATIC COFFEE CYCLES / CARAFFE)
COFFEE CYCLES FUNCTION	PROGRAMMABLE (FROM 1 TO 20)
WATER TIME	INDEPENDENTLY ADJUSTABLE
WHIPPER TIME	INDEPENDENTLY ADJUSTABLE
LATTE MACCHIATO FUNCTION	
MULTI PRICE CAPABILITY	
ELECTRONIC DRINK COUNTERS	
AUTOMATIC CLEANING CYCLE	
DE-SCALING PROGRAM	
GROUND COFFEE COUNTER	UP TO 40 PUCKS
DRIP TRAY SENSOR	
PULSING POWDER FUNCTION	
BOILER TEMPERATURE ADJUSTABLE	
PC OR MODEM PROGRAMMING	
MDB AND EXECUTIVE PROTOCOL COMPABILITY	

## DIMENSIONS

WIDTH / DEPTH / HEIGHT	442 / 564 / 620 ( 815 OR 890 WITH BEAN HOPPER) MM
WEIGHT	50 KG



# HLF<sup>®</sup>

ITALIAN DESIGN

WWW.HLF.IT  
WWW.HLF-USA.COM  
WWW.HLF-UK.COM  
WWW.HLF-DE.COM  
WWW.HLF-NORDIC.COM  
WWW.HLF-JAPAN.COM